

For further information, including directional A-weighted sound output information please see doc GLT-271-6-3 Conventional Raptor Sounder operation Data, available from the manufacturer.

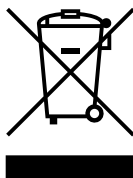
Troubleshooting

Problem	Possible Cause
Sounder Circuit Showing Fault	Check sounder wiring has correct polarity
	Check that correct EOL is fitted (consult panel manual)
	Check that cables have not been swapped (eg out +ve wire connected to out -ve terminal)
	Check sounder fuse at control panel
No Sound Output from Sounder	Check sounder wiring has polarity correct
	Check sounder fuse at control panel

Other Information

Like all electronic equipment, at the end of it's working life this unit should not be disposed of in a refuse bin.

It should be taken to a local reprocessing site as per the guidelines of the WEEE directive, for correct disposal.



CONVENTIONAL RAPTOR SOUNDER & SOUNDER BEACON INSTALLATION MANUAL



Description

The Raptor conventional sounder is a large weatherproof horn sounder suitable for many indoor & outdoor applications.

It is available in red or white and has a selection of 22 tones.

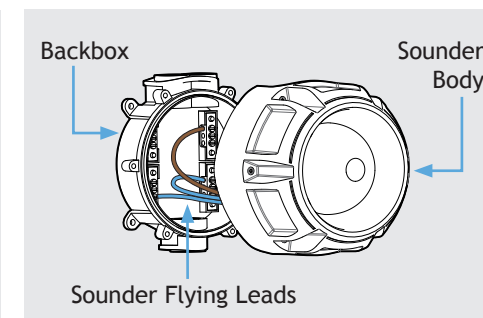
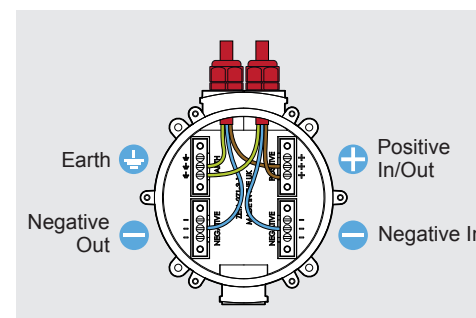
Termination of field wiring is made to the backbox for a clean first fix.

Connections - First Fix

The loop wiring connects to terminals in the back box.

Final Fix

- Set the sounder Tone (See Tone setting)
- Fix the BROWN sounder flying lead to the POSITIVE terminal
- Fix the first BLUE sounder flying lead to the LEFT NEGATIVE terminal
- Fix the second BLUE sounder flying lead to the RIGHT NEGATIVE terminal.
- Screw the sounder body to the backbox.



Tone Setting

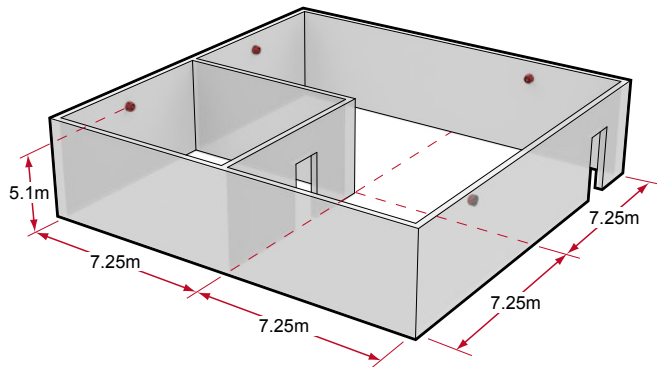
Tone	SW1	SW2	SW3	SW4	SW5	SW6	SW7	SW8	Tone Description	Pattern	Frequency	Rate	Current (mA) Sounder Only	Current (mA) Sounder Beacon	dBA (Reverb. Chamber)
0*	ON	ON	ON	ON	ON	ON	ON	ON	BS Fire (Default Zeta tone)	Alternating	800 & 970	1Hz (500ms-500ms)	8	59	107.0 (+/- 3dB)
1	OFF	ON	ON	ON	ON	ON	ON	ON	BS Fire	Alternating	800 & 970	2Hz (250ms-250ms)	8	58	106.6 (+/- 3dB)
2	ON	OFF	ON	ON	ON	ON	ON	ON	BS Fire	Sweep	800 to 970	1Hz (1 per second)	8	58	105.1 (+/- 3dB)
3	OFF	OFF	ON	ON	ON	ON	ON	ON	BS Fire	Sweep	800 to 970	7Hz (7 per second)	8	58	104.2 (+/- 3dB)
4	ON	ON	OFF	ON	ON	ON	ON	ON	BS Fire	Sweep	800 to 970	50Hz (50 per second)	8	58	103.3 (+/- 3dB)
5	OFF	ON	OFF	ON	ON	ON	ON	ON	German fire (DIN 33 404)	Sweep	1200 to 500	1Hz	8	58	104.2 (+/- 3dB)
6	ON	OFF	OFF	ON	ON	ON	ON	ON	French fire (NFS 32-001)	Alternating	554 & 440	100ms-400ms	8	58	102.5 (+/- 3dB)
7*	OFF	OFF	OFF	ON	ON	ON	ON	ON	Dutch fire (NEN 2575)	Slow whoop	500 to 1200	3.5s sweep, 0.5 s silence, then repeat	8	58	104.9 (+/- 3dB)
8	ON	ON	ON	OFF	ON	ON	ON	ON	PFEER Toxic Gas	Continuous	970	Steady	8	58	107.6 (+/- 3dB)
9	OFF	ON	ON	OFF	ON	ON	ON	ON	PFEER alert	Intermittent	970	0.5Hz (1s On/1s Off)	8	48	107.4 (+/- 3dB)
10	ON	OFF	ON	OFF	ON	ON	ON	ON	ISO-8201 (steady pulse)	Intermittent	970	3 x 500ms pulses, 1.5s silence, then repeat	8	48	106.8 (+/- 3dB)
11	OFF	OFF	ON	OFF	ON	ON	ON	ON	ISO-8201 (Positive sweep)	Intermittent	800 to 970	3 x 500ms pulses, 1.5s silence, then repeat	8	48	102.5 (+/- 3dB)
12	ON	ON	OFF	OFF	ON	ON	ON	ON	ISO-8201 (Negative sweep)	Intermittent	970 to 800	3 x 500ms pulses, 1.5s silence, then repeat	8	48	101.8 (+/- 3dB)
13	OFF	ON	OFF	OFF	ON	ON	ON	ON	General Purpose	Continuous	2850	Steady	8	48	99.5 (+/- 3dB)
14	ON	OFF	OFF	OFF	ON	ON	ON	ON	General Purpose	Sweep	2400 to 2850	1 Hz	8	48	99.0 (+/- 3dB)
15	OFF	OFF	OFF	OFF	ON	ON	ON	ON	General Purpose	Sweep	2400 to 2850	7 Hz	8	48	87.8 (+/- 3dB)
16	ON	ON	ON	ON	OFF	ON	ON	ON	General Purpose	Sweep	2400 to 2850	50 Hz	8	48	96.6 (+/- 3dB)
17	OFF	ON	ON	ON	OFF	ON	ON	ON	General Purpose	Alternating	2400 & 2850	2 Hz	8	48	99.5 (+/- 3dB)
18	ON	OFF	ON	ON	OFF	ON	ON	ON	General Purpose	Intermittent	970	0.8Hz (250ms On/1s Off)	8	48	101.6 (+/- 3dB)
19	OFF	OFF	ON	ON	OFF	ON	ON	ON	Swedish Air Raid	Intermittent	660	3.3Hz (150ms On/150msOff)	8	48	103.4 (+/- 3dB)
20	ON	ON	OFF	ON	OFF	ON	ON	ON	Swedish All Clear	Continuous	660	Steady	8	48	104.8 (+/- 3dB)
21	OFF	ON	OFF	ON	OFF	ON	ON	ON	Swedish General Purpose	Intermittent	660	1Hz (500ms-500ms)	8	48	103.8 (+/- 3dB)

Any other switch setting gives tone 0

*Approved tone

Beacon Coverage

The Raptor conventional sounder with beacon (ZRPB/R & ZRPB/W) has a coverage pattern of W 5.1 - 7.25 and a flash rate of 0.5 Hz.



Technical Data

Model	ZRP/R	ZRP/W	ZRPB/R	ZRPB/W
Part Number	42-630	42-631	42-632	42-633
Colour	Red	White	Red	White
Flash Colour	N/A	N/A	White flash	White flash
Flash Rate	N/A	N/A	0.5 Hz	0.5 Hz
Beacon Coverage	N/A	N/A	W 5.1 - 7.25	W 5.1 - 7.25
Sounder Output	107dB @1m +/- 3			
Operating Voltage	17-30V DC			
Quiescent Current	0 mA			
Alarm Current	10 mA max	10 mA max	70 mA max	70 mA max
Sounder Type	Type B (Outdoor use)			
Operating Temperature	-25°C to 70°C			
Max Humidity	95% RH Non Condensing			
IP Rating	IP65 (certified to IP33C)			
Size (H x W x D in mm)	146 x 150 x 98		146 x 150 x 107.5	
Weight (with Back Box)	540g		550g	

Minimum sound output 74.5dB under Anechoic conditions